

Recall Campaign Bulletin



Campaign No. 2022040013, April 2022

TO: ALL MERCEDES-BENZ CENTERS

SUBJECT: **Model EQS-Class, and S-Class (297,223 platform)**
Model Year 2021-2022

Update Rear SAM Software

Mercedes-Benz AG ("MBAG"), the manufacturer of Mercedes-Benz vehicles, has determined that on certain Model Year ("MY") 2021-2022 EQS-Class and S-Class (297 and 223 platform) vehicles, the rear signal acquisition and actuation module ("SAM") software might not meet current production specifications. In this case, an incorrect initialization of the rear SAM might occur at start of the vehicle, which may restrict intended functions of the control unit. This condition might affect the function of the rear turn signal, rear hazard warning lamps, as well as the reversing lamp, which could increase the risk of a crash. Should this occur, the driver is made aware by corresponding warning messages in the instrument cluster. An authorized Mercedes-Benz dealer will update the rear SAM software on the affected vehicles.

Prior to performing this Campaign:

- VMI must always be checked before performing campaigns to verify that the campaign is required on a specific vehicle. Always check for any other open campaigns, and perform accordingly.
- Please review the entire Campaign bulletin and follow the repair procedure exactly as described.



Approximately 9,156 vehicles are affected.

Order No. P-RC-2022040013



This bulletin has been created and maintained in accordance with MBUSA-SLP S423QH001, Document and Data Control, and MBUSA-SLP S424HH001, Control of Quality Record


Recall Campaign Bulletin

Update rear signal acquisition and actuation module control unit software

-  • Ensure use of **XENTRY Diagnosis version 03/2022** or higher.
 - Before starting the work procedure, install the **current version of all add-ons** in **XENTRY Diagnosis**.
 - Make sure to follow the operation steps exactly as described in XENTRY Diagnosis.
 - Use a battery charger to ensure sufficient power supply of the vehicle **on-board electrical system battery** (greater than 12.5 V).
 - If XENTRY Diagnosis is already connected to the vehicle, start with **operation step 2**.
-  If two or more software updates or SCN codings are performed during one workshop visit, operation items 02-4762 and 02-5058 may be invoiced **once for each workshop order**.

Work Procedure


1. Connect XENTRY Diagnosis.
2. Update **rear signal acquisition and actuation module (Rear-SAM)** control unit software.
 -  To do this, select menu item "Quick test view – N10/8 rear signal acquisition and actuation module (Rear-SAM) – Adaptations – Control unit update – Updating of control unit software".
 -  Then follow the user guidance in XENTRY Diagnosis.
3. Disconnect XENTRY Diagnosis.

 **Note:** The following allowable labor operation should be used when submitting a warranty claim for this repair:

Warranty Information

Damage Code	Operation Number	Description	Labor Time (hrs.)
54 962 08	02-9334	Update rear signal acquisition and actuation module (SAM-R) control unit software (With XENTRY diagnosis connected)	0.1
	02-4762*	Connect/disconnect diagnostic system (XENTRY Diagnosis)	0.1
	02-5058*	Connect/disconnect starter battery charger (with XENTRY Diagnosis connected)	0.1

* Operation item may only be invoiced once for each workshop order!

 **Note:** Always check ASRA for the current OP-Code times. Labor times are subject to change and updates may not be reflected in this document.